

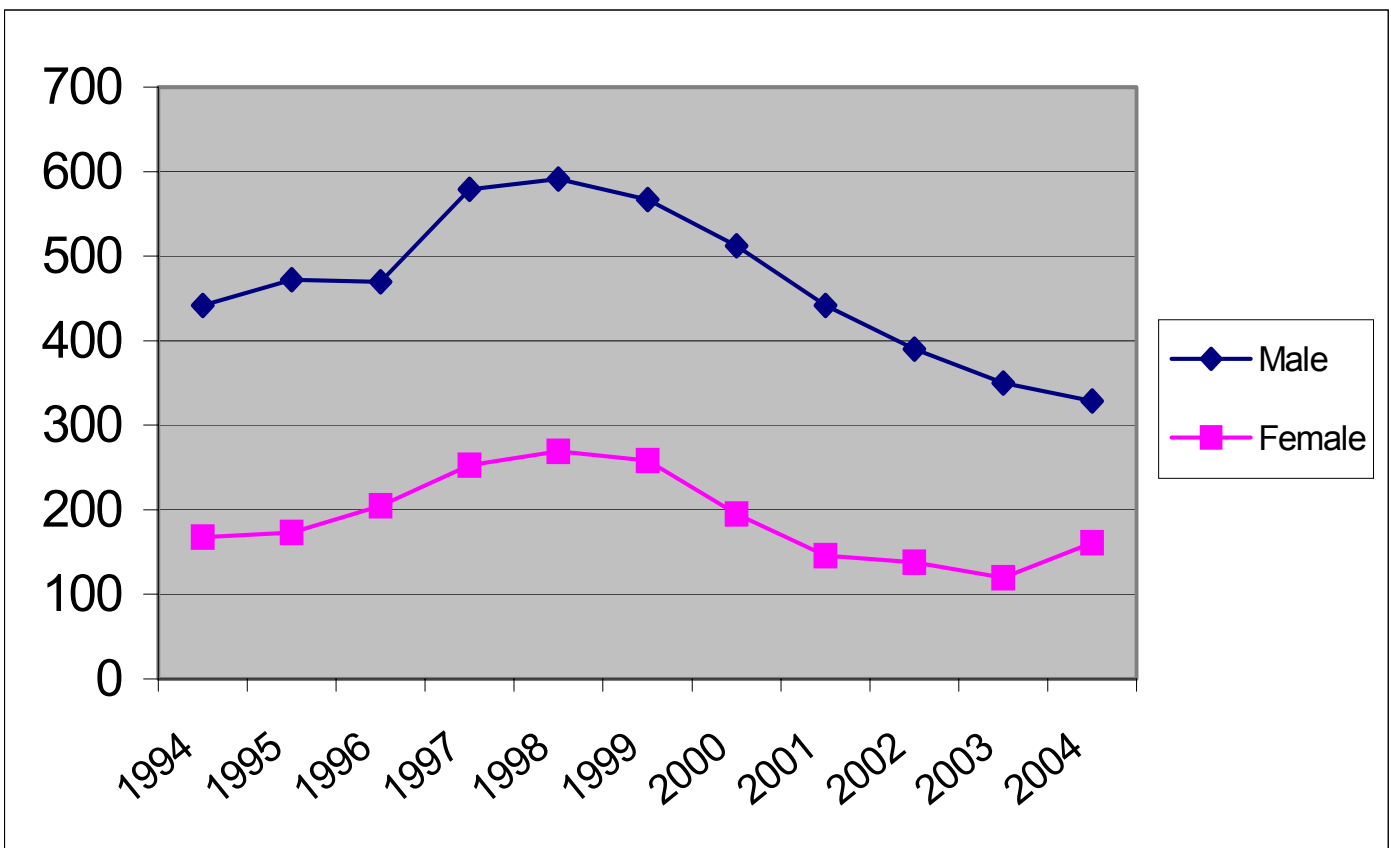
JUVENILE OFFENSES CHARGED 2004

DELINQUENT AND PETTY OFFENSES

OFFENSE	MALE	FEMALE	TOTAL
AID OFFENDER TO AVOID ARREST	1	0	1
ALCOHOL OFFENSE	67	54	121
ASSAULT	20	6	26
BURGLARY	19	7	26
CONTROLLED SUBSTANCE CRIME	3	4	7
CRIMINAL DAMAGE TO PROPERTY	18	8	26
CRIMINAL SEXUAL CONDUCT	11	0	11
CURFEW VIOLATION	2	5	7
DISORDERLY CONDUCT	13	6	19
DOMESTIC ASSAULT	1	3	4
DRINK AND DRIVE	7	3	10
DWI	1	2	3
ESCAPE/FLEE POLICE	2	0	2
FAIL TO REGISTER AS SEX OFFENDER	2	0	2
FALSE NAME/INFORMATION TO POLICE	0	1	1
FIREARMS VIOLATION	2	0	2
FORGERY	0	2	2
HARRASSMENT	1	1	2
OBSTRUCT LEGAL PROCESS	4	0	4
OPEN BOTTLE	0	2	2
PEACE/PRIVACY OFFENSE	1	0	1
POSSESSION OF DRUG PARAPHERNALIA	10	4	14
POSSESSION OF MARIJUANA	32	5	37
RECEIVING STOLEN PROPERTY	1	4	5
ROBBERY	2	2	3
SHOPLIFTING	20	15	35
TAMPER WITH MOTOR VEHICLE	3	0	3
TERRORISTIC THREATS	0	1	1
THEFT (PETTY MISDEMEANOR)	7	2	9
THEFT (MISDEMEANOR)	13	9	22
THEFT (GROSS MISDEMEANOR)	1	2	3
THEFT (FELONY)	5	0	5
THEFT OF MOTOR VEHICLE	10	4	14
TOBACCO OFFENSE	40	5	45
TRESPASS	10	3	13
TRUANCY	0	1	1
TOTAL 2004	329	161	490
TOTAL 2003	350	120	470
TOTAL 2002	390	138	528

JUVENILE OFFENSES CHARGED 1991 - 2004

DELINQUENT AND PETTY OFFENSES



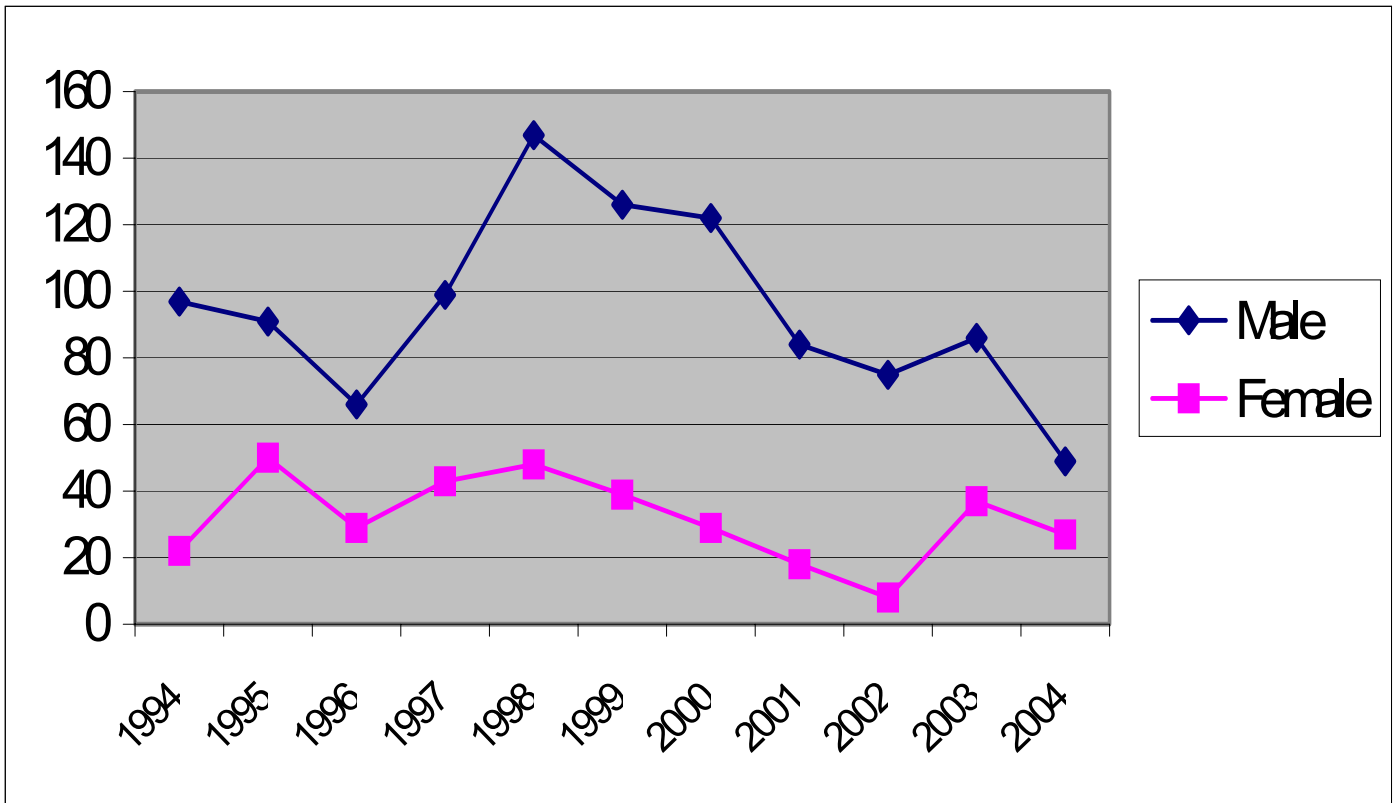
JUVENILE OFFENSES CHARGED 2004

TRAFFIC

OFFENSE	MALE	FEMALE	TOTAL
CARELESS/RECKLESS DRIVING	13	4	17
DRIVING AFTER SUSPENSION/CANCELLATION	2	2	4
LEAVING THE SCENE	0	1	1
HIT AND RUN	1	0	1
MISCELLANEOUS TRAFFIC OFFENSES	12	5	17
NO DRIVER'S LICENSE	17	11	28
NO INSURANCE	3	1	4
SPEEDING	1	3	4
TOTAL 2004	49	27	76
	=====	=====	=====
TOTAL 2003	86	37	123
TOTAL 2002	75	8	83

JUVENILE OFFENSES CHARGED 1991 - 2004

TRAFFIC



TOP JUVENILE OFFENSES

2004

OFFENSE	MALE	FEMALE	TOTAL
ALCOHOL OFFENSE	67	54	121
TOBACCO USE	40	5	45
POSSESS MARIJUANA	32	5	37
SHOPLIFTING	20	15	35
NO DRIVER'S LICENSE	17	11	28
BURGLARY	19	7	26
ASSAULT	20	6	26
CRIMINAL DAMAGE TO PROPERTY	18	8	26
THEFT (MISDEMEANOR)	13	9	22
DISORDERLY CONDUCT	13	6	19

JUVENILE OFFENDER AGE REPORT

2004

AGE	MALE	FEMALE	TOTAL
TEN	0	0	0
ELEVEN	1	1	2
TWELVE	0	0	0
THIRTEEN	8	4	12
FOURTEEN	11	7	18
FIFTEEN	29	15	44
SIXTEEN	30	19	49
SEVENTEEN	67	24	91
EIGHTEEN	30	12	42
TOTALS 2004	176	82	258

JUVENILE OFFENDER RACE REPORT

2004

AGE	MALE	FEMALE	TOTAL
WHITE	159	77	236
HISPANIC	9	0	9
BLACK	4	5	9
AMERICAN INDIAN	4	0	4
UNKNOWN	0	0	0
ASIAN	0	0	0
TOTALS 2004	176	82	258

JUVENILE CHARGES FILED 2004

DELINQUENT/PETTY/TRAFFIC

TYPE	MALE	FEMALE	TOTAL
DELINQUENT OFFENSES	141	67	208
PETTY OFFENSES	188	94	282
TRAFFIC	49	27	76
TOTAL 2004	378	188	566
TOTAL 2003	436	157	593
TOTAL 2002	465	146	611

JUVENILES PLACED ON PROBATION 2004*

TYPE	MALE	FEMALE	TOTAL
PETTY MISDEMEANOR	16	4	20
MISDEMEANOR	107	61	168
GROSS MISDEMEANOR	6	2	8
FELONY	47	15	62
TOTAL 2004	176	82	258
TOTAL 2003	190	62	252
TOTAL 2002	219	61	280

*Unduplicated Offenders Placed on Probation

JUVENILE SOURCE OF OFFENDERS REPORT 2004

SOURCE OF CLIENT	MALE	FEMALE	TOTAL
BATTLE LAKE POLICE DEPARTMENT	2	2	4
BECKER COUNTY SHERIFF'S OFFICE	2	7	9
BLUE EARTH COUNTY SHERIFF'S OFFICE	0	1	1
CARVER COUNTY SHERIFF'S OFFICE	2	0	2
CASS COUNTY SHERIFF'S OFFICE	1	0	1
CLAY COUNTY SHERIFF'S OFFICE	4	0	4
COOK COUNTY SHERIFF'S OFFICE	1	0	1
DAKOTA COUNTY SHERIFF'S OFFICE	0	2	2
DETROIT LAKES POLICE DEPARTMENT	5	3	8
DOUGLAS COUNTY SHERIFF'S OFFICE	2	2	4
FERGUS FALLS POLICE DEPARTMENT	124	62	186
GRANT COUNTY SHERIFF'S OFFICE	0	1	1
HENNEPIN COUNTY SHERIFF'S OFFICE	0	4	4
HENNING POLICE DEPARTMENT	5	0	5
HUBBARD COUNTY SHERIFF'S OFFICE	1	0	1
MN DEPT OF NATURAL RESOURCES	4	2	6
MN HIGHWAY PATROL	9	5	14
NEW YORK MILLS POLICE DEPARTMENT	4	0	4
STATE OF NORTH DAKOTA	1	2	3
OTTER TAIL COUNTY SHERIFF'S OFFICE	58	32	90
PARKERS PRAIRIE POLICE DEPARTMENT	17	4	21
PELICAN RAPIDS POLICE DEPARTMENT	36	15	51
PERHAM POLICE DEPARTMENT	28	2	30
STEARNS COUNTY SHERIFF'S OFFICE	2	1	3
TODD COUNTY	2	4	6
TRAVERSE COUNTY SHERIFF'S OFFICE	1	0	1
WADENA COUNTY SHERIFF'S OFFICE	6	9	15
WILKIN COUNTY SHERIFF'S OFFICE	7	4	11
TOTAL 2004	324	164	488
TOTAL 2003	365	147	512
TOTAL 2002	390	131	521

CHANGE DIRECTION - DRUG EDUCATION PROGRAM REFERRALS

2004

JUVENILES

AGE	MALE	FEMALE	TOTAL
12	1	1	2
13	3	2	5
14	3	1	4
15	5	6	11
16	10	7	17
17	18	5	23
18	0	1	1
TOTAL 2004	40	23	63
TOTAL 2003	36	30	66
TOTAL 2002	74	38	112

JUVENILES REFERRED BY CITY THEY LIVE IN

BATTLE LAKE	2
BERTHA	2
DALTON	1
DENT	3
ELIZABETH	1
ERHARD	5
FERGUS FALLS	29
FRAZEE	1
OTTERTAIL	2
PARKERS PRAIRIE	1
PELICAN RAPIDS	9
PERHAM	4
RICHVILLE	1
SEBEKA	1
VERGAS	1
TOTAL	63

**KEYS TO INNERVISION*
 COGNITIVE RESTRUCTURING PROGRAM**

2004

JUVENILES

AGE	MALE	FEMALE	TOTAL
12	0	0	0
13	0	0	0
14	0	0	0
15	0	0	0
16	0	0	0
17	0	0	0
18	0	0	0
TOTAL 2004	0	0	0
TOTAL 2003	9	3	12
TOTAL 2002	26	6	32

*Keys to Innervision program funding ended June 30, 2003.

**OTTER TAIL COUNTY ATTORNEY'S OFFICE
JUVENILE DIVERSION PROGRAM
TEEN TOBACCO AWARENESS SEMINAR REFERRALS**

2004

AGE	MALE	FEMALE	TOTAL
12	2	0	2
13	0	0	0
14	1	0	1
15	6	0	6
16	7	1	8
17	3	1	4
18			
TOTAL 2004	19	2	21
TOTAL 2003	7	7	14
TOTAL 2002	10	8	18

JUVENILES REFERRED BY CITY THEY LIVE IN

AUDUBON	1
DENT	3
ERHARD	1
FERGUS FALLS	4
HENNING	1
PARKERS PRAIRIE	1
PELICAN RAPIDS	2
PERHAM	5
RICHVILLE	1
UNDERWOOD	1
VERGAS	1
TOTAL	21

**OTTER TAIL COUNTY ATTORNEY'S OFFICE
 JUVENILE DIVERSION PROGRAM
 THEFT CLINIC REFERRALS**

2004

AGE	MALE	FEMALE	TOTAL
10	0	1	1
11	0	4	4
12	1	1	2
13	2	3	5
14	4	1	5
15	1	0	1
16	5	3	8
17	1	2	3
18			
TOTAL 2004	14	15	29
TOTAL 2003	16	13	29
TOTAL 2002	23	15	38

JUVENILES REFERRED BY CITY THEY LIVE IN

BLUFFTON	1
DALTON	1
ERHARD	2
FERGUS FALLS	12
HENNING	1
NEW YORK MILLS	1
OTTERTAIL	1
PARKERS PRAIRIE	1
PELICAN RAPIDS	3
PERHAM	2
VERGAS	3
WADENA	1
TOTAL	29

ADULT OFFENSES PLACED UNDER SUPERVISION 2004

OFFENSE	MALE	FEMALE	TOTAL
ALCOHOL OFFENSE	8	0	8
ALLOW SOLID WASTE ACCUMULATION	1	0	1
ASSAULT	3	1	4
ASSAULT (DOMESTIC)	28	2	30
BURGLARY	0	1	1
CRIMINAL DAMAGE TO PROPERTY	4	0	4
CRIMINAL SEXUAL CONDUCT	2	0	2
CRIMINAL VEHICULAR OPERATION	2	0	2
DISORDERLY CONDUCT	17	3	20
DRINK/DRIVE UNDER AGE	1	0	1
DRIVING AFTER REVOCATION/CANCELLATION	21	10	31
DWI	51	16	67
FAIL TO OBTAIN SITE PERMIT	1	0	1
FAIL TO REpond TO JUROR SUMMONS	1	0	1
FALSE NAME TO PEACE OFFICER	0	1	1
FALSELY REPORTING A CRIME	0	1	1
FLEE POLICE	1	0	1
FORGERY	0	1	1
FURNISH ALCOHOL TO MINOR	2	0	2
INTERFERE WITH 911 CALL	3	1	4
ISSUE WORTHLESS CHECKS	3	0	3
NEGLIGENT FIRE	1	0	1
OBSTRUCT LEGAL PROCESS	2	1	3
OPEN BOTTLE	1	0	1
POSSESSION OF DRUG PARAPHERNALIA	2	2	4
POSSESSION OF MARIJUANA	4	0	4
RECEIVE STOLEN PROPERTY	1	0	1
REFUSE TO SUBMIT TO TESTING	2	0	2
SHOPLIFTING	1	1	2
THEFT (GROSS MISDEMEANOR)	6	1	7
THEFT (MISDEMEANOR)	0	1	1
THEFT OF MOTOR VEHICLE	1	0	1
TRAFFIC (MISDEMEANOR)	23	10	33
VIOLATION OF ORDER FOR PROTECTION	9	0	9
WATER POLLUTION	1	0	1
WRONGFULLY OBTAINING FOOD STAMPS	0	13	13
WEAPONS OFFENSE	1	0	1
TOTAL 2004	204	66	270
TOTAL 2003	243	49	292
TOTAL 2002	245	76	321

ADULT OFFENDER AGE REPORT

2004

AGE	MISD	GROSS MISD	TOTAL
18 – 20	26	6	32
21 – 30	35	25	60
31 – 40	24	32	56
41 – 50	23	21	44
51 – 60	7	6	13
61+	1	3	4
TOTALS 2004	116	93	209

ADULT OFFENDER RACE REPORT

2004

TYPE	MISD	GROSS MISD	TOTAL
WHITE	105	85	190
HISPANIC	6	2	8
BLACK	4	3	7
AMERICAN INDIAN	1	1	2
ASIAN	0	2	2
UNKNOWN	0	0	0
TOTAL 2004	116	93	209

**OTTER TAIL COUNTY
 COURT SERVICES PROGRAMS FOR 2004**

OFF-CON DIVERSION PROGRAM:

Referrals made: 0 (2003 = 0; 2002 = 1)

Number of Persons Supervised During 2003: 0 (2003 = 0; 2002 = 2)

DISTRICT COURT REFERRALS:

Investigations Conducted: 54 (2003 = 38; 2002 = 25)

Gross Misdemeanor Bond Studies: 1 (2003 = 0; 2002 = 1)

Domestic Abuse Investigations: 61 (2003 = 60; 2002 = 54)

Accepted into Misdemeanant Diversion Program: 3 (2003 = 8; 2002 = 5)

ADULT PRE-TRIAL RELEASE CASES 2004

	Male	Female	Total	Average Days Served
Random Testing	64	11	75	97
Remote Electronic Alcohol Monitoring	66	22	88	58

32.95% of the electronic monitoring and 26.67% of the random testing cases resulted in violation reports by Probation Officers.

ELECTRONIC MONITORING:

Adults: 88* (2003 = 65; 2002 = 46)
31* of the 88 were eligible for the REAM Grant Subsidy.

Juveniles: 0 (2002 = 0; 2001 = 0)

FINES:

Total Number of Juveniles Fined: 189 (2003 = 211; 2002 = 230)

Total Amount of Juvenile Fines Assessed: \$19,545.00 (2003 = \$22,959.00; 2002 = \$25,138.00)

Total Amount of Juvenile Fines Collected: \$9,823.00

A total of \$3,850.00 in fines was worked off through community service work.

RESTITUTION:

Total Number of Juveniles ordered to pay restitution: 64

Total Amount of Restitution Ordered: \$26,268.00

Total Amount of Restitution Paid: \$9,446.00

**OTTER TAIL COUNTY
COURT SERVICES PROGRAMS FOR 2004
(CONTINUED)**

COMMUNITY SERVICE:

329 Juveniles:	6,766.0	Community Service Work Hours Assigned
	4,514.0	Community Service Work Hours Completed in Otter Tail County
	465.0	Community Service Work Hours Completed in Other Counties
53 Adults:	2,698.0	Community Service Work Hours Assigned
	1,668.0	Community Service Work Hours Completed in Otter Tail County
	290.0	Community Service Work Hours Completed in Other Counties

A total of 9,464.0 community service work hours were assigned during 2004. A total of 6,182.0 community service work hours were supervised in Otter Tail County worksites. A total of 755.0 community service hours were supervised for Otter Tail County by another county. (2003 = 12,232.00 hours assigned; 2002 = 12,859.00 hours assigned)

Department of Corrections Community Service Work Supervised by Otter Tail County Community Service Specialist:

34 Adults	5,117.00	Community Service Work Hours Assigned
	1,430.25	Community Service Work Hours Completed in Otter Tail County

JUVENILE JAIL REMOVAL PROJECT:**

Number of Juveniles Held in the Temporary Hold Facility:

Delinquents: 14 (2001 = 21; 2002 = 29)

CHIPS*: 1 (2003 = 0; 2002 = 0)

A total of 15 juveniles were held in the Temporary Hold Facility.

*Child In Need of Protective Services

**The Juvenile Jail Removal Project funding ended June 30, 2003.

**OTTER TAIL COUNTY
COURT SERVICES PROGRAMS FOR 2004
(CONTINUED)**

JUVENILE COMMITMENTS TO THE MINNESOTA COMMISSIONER OF CORRECTIONS: 0
(2003 = 0)
(2002 = 0)

JUVENILE OUT-OF-HOME PLACEMENTS

Out-of-Home Placements: 47 (2003 = 38; 2002 = 47)

Juvenile Secure Sex Offender Treatment: 3 (2003 = 1; 2002 = 0)

Shelter Care Placements: 13 (2003 = 12; 2002 = 15)

Juveniles Held in Secure Detention: 63 (2003 = 57; 2002 = 54)

Average Number of Days Held in Secure Detention: 9.0 (2003 = 6.88; 2002 = 8.1)

Delinquent Juveniles Held in Temporary Hold Facility: 14 (2003 = 21; 2002 = 29)

PROBATION RESTRUCTURE/MODIFICATION 2004

Number of Probation Case Modifications approved: 11 (2003 = 8, 2002 = 8)

Additional Community Service Hours Imposed: 31 (2003 = 16, 2002 = 37)

Additional Chemical Dependency Evaluations Assigned: 6 (2003 = 2, 2002 = 2)

Additional Random Urinalysis Testing Authorized: 1 (2003 = 3, 2002 = 2)

COURT SERVICES SUPERVISION FEES 2004

	Amount Assessed	Amount Paid	
Gross Misdemeanor Supervision Fees	\$3,600.00	\$3,575.00	
Misdemeanor Supervision Fees	2,725.00	1,440.00	
Transfer-In Gross Misdemeanor Supervision Fees	1,200.00	1,050.00	
Transfer-In Misdemeanor Supervision Fees	875.00	790.00	
Community Service Work Supervision Fees	<u>750.00</u>	<u>700.00</u>	
	\$9,050.00	\$7,555.00	83.48%

Number of cases with fees waived: 4
 Court Services received one insufficient funds check that is outstanding in the amount of \$150.00.

2004 Annual Intakes

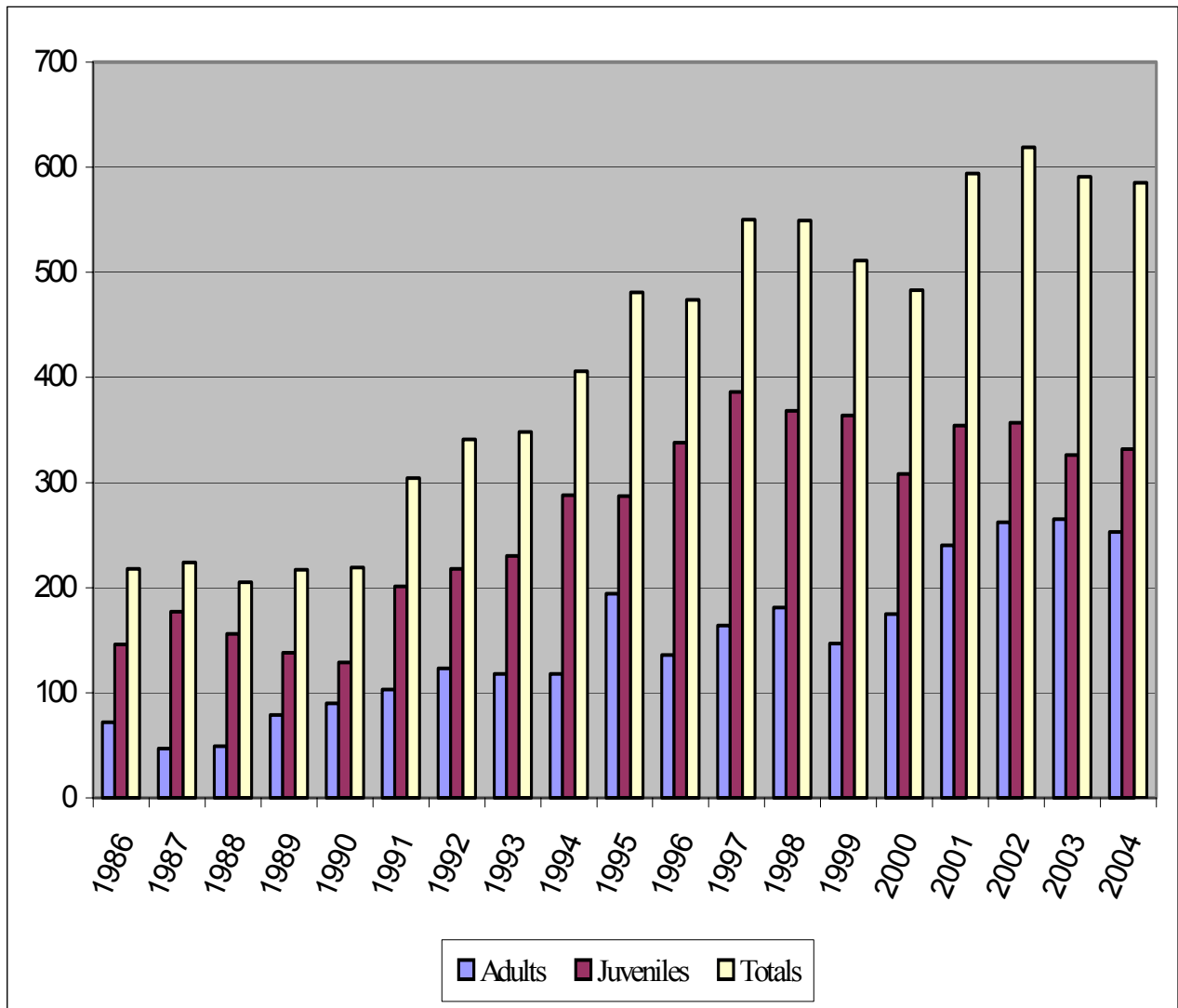
Juveniles: <u> 332 </u>	Number Drug/Alcohol related: <u> 115 </u>	Percentage: <u> 34.64% </u>
Adults: <u> 253 </u>	Number Drug/Alcohol related: <u> 143 </u>	Percentage: <u> 56.52% </u>

Otter Tail County Court Services Adult – Juvenile Annual Intakes

	ADULTS	JUVENILES	TOTALS
1986	72	146	218
1987	47	177	224

1988	49	156	205
1989	79	138	217
1990	90	129	219
1991	103	201	304
1992	123	218	341
1993	118	230	348
1994	118	288	406
1995	194	287	481
1996	136	338	474
1997	164	386	550
1998	181	368	549
1999	147	364	511
2000	175	308	483
2001	240	354	594
2002	262	357	619
2003	265	326	591
2004	253	332	585

**Otter Tail County Court Services
Adult – Juvenile Annual Intakes**



OTTER TAIL COUNTY COURT SERVICES

ADULT - JUVENILE MONTHLY CASELOAD

	<u>2004</u>	<u>2003</u>	<u>2002</u>	<u>2001</u>	<u>2000</u>	<u>1999</u>	<u>1998</u>	<u>1997</u>	<u>1996</u>	<u>1995</u>	<u>1994</u>	<u>1993</u>	<u>1992</u>	<u>1991</u>	<u>1990</u>	<u>1989</u>	<u>1988</u>
JANUARY	341	389	384	318	312	351	313	308	280	279	234	280	263	172	173	167	170
FEBRUARY	335	375	396	327	310	352	326	310	305	282	249	284	262	177	179	169	157
MARCH	320	345	382	312	322	344	325	310	297	299	244	289	260	175	177	171	157
APRIL	328	333	364	319	330	330	325	312	315	306	254	291	262	177	176	169	167
MAY	321	335	356	322	346	307	328	311	319	299	262	317	258	193	169	174	166
JUNE	333	320	350	336	346	315	338	295	317	285	260	279	269	184	156	154	164
JULY	324	323	363	337	326	307	349	329	308	278	261	281	250	187	154	157	156
AUGUST	330	331	379	327	319	301	326	318	327	265	257	253	256	182	155	156	161
SEPTEMBER	335	313	383	329	313	313	330	332	317	275	237	256	250	209	154	154	170
OCTOBER	344	333	380	344	327	312	328	325	305	295	237	273	269	227	167	169	153
NOVEMBER	347	336	392	353	323	295	338	333	317	275	239	260	282	234	174	171	146
DECEMBER	338	336	406	354	313	304	355	310	308	255	263	237	289	255	172	176	158
AVERAGE MONTHLY CASELOAD	333	339	378	332	324	319	332	316	310	283	250	275	264	198	167	165	160

